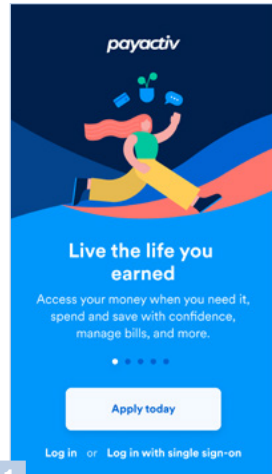
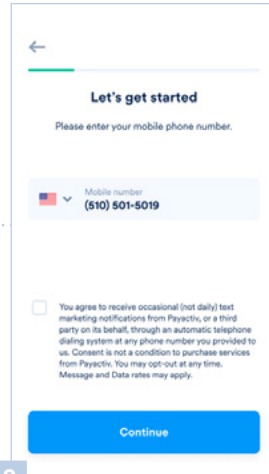



How to Sign Up for Payactiv



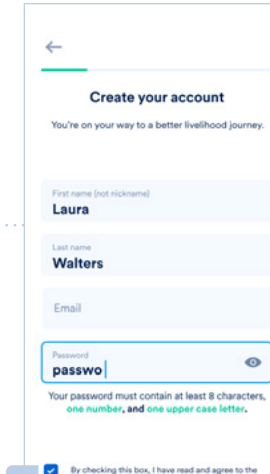
1 Select "Apply today" from the welcome screen.



2 Enter your mobile number and press "Continue".



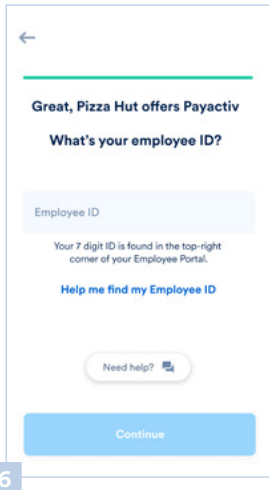
3 Enter the code sent to your phone number.



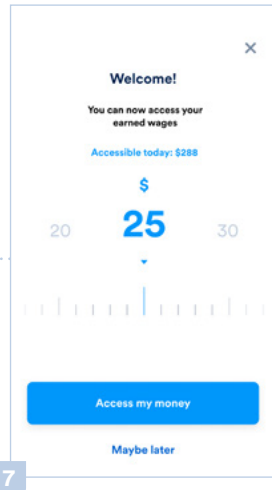
4 Fill in the blanks to set up your account.



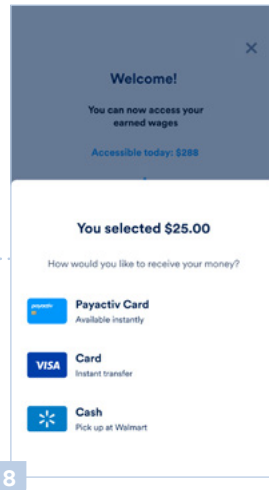
5 Enter the name of your employer.



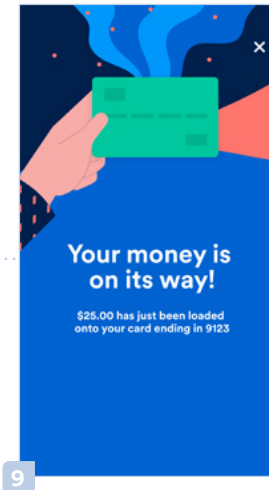
6 Enter your employee ID.



7 Choose the amount you want to access.



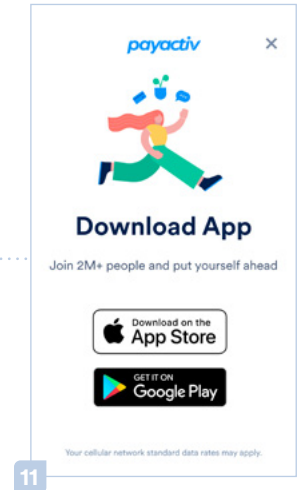
8 Select where you want your wages transferred.



9 That's it! Welcome to Payactiv.



10 From the home screen, you can link your bank account, set up earned wage access, and more.



11 Now, download the Payactiv app from your app store to enjoy its features straight from your phone!

* Standard message and data rates from your wireless service provider may apply.